

# STAMPING SMILES


## Card Measurements & Sketch

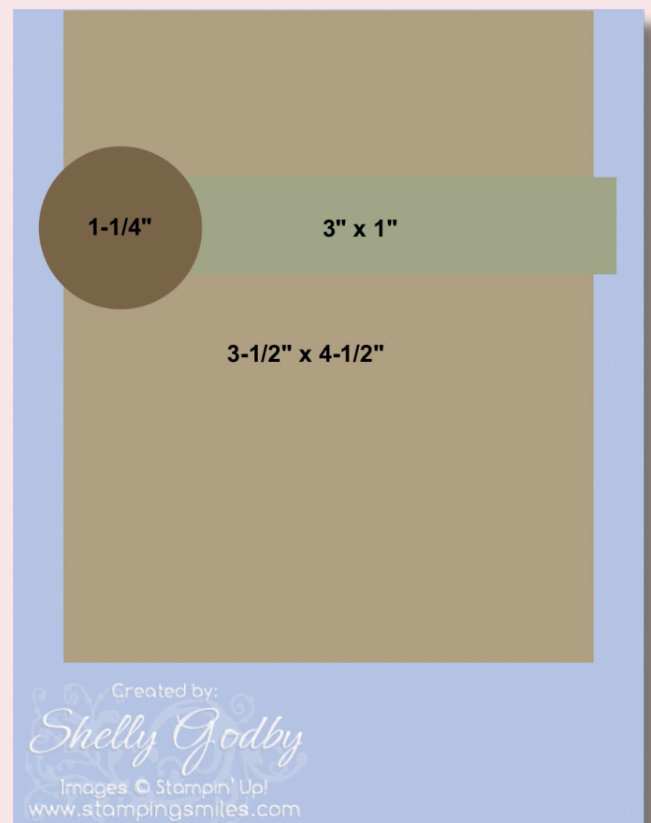
Lovely & Beautiful Specialty Designer Series Paper



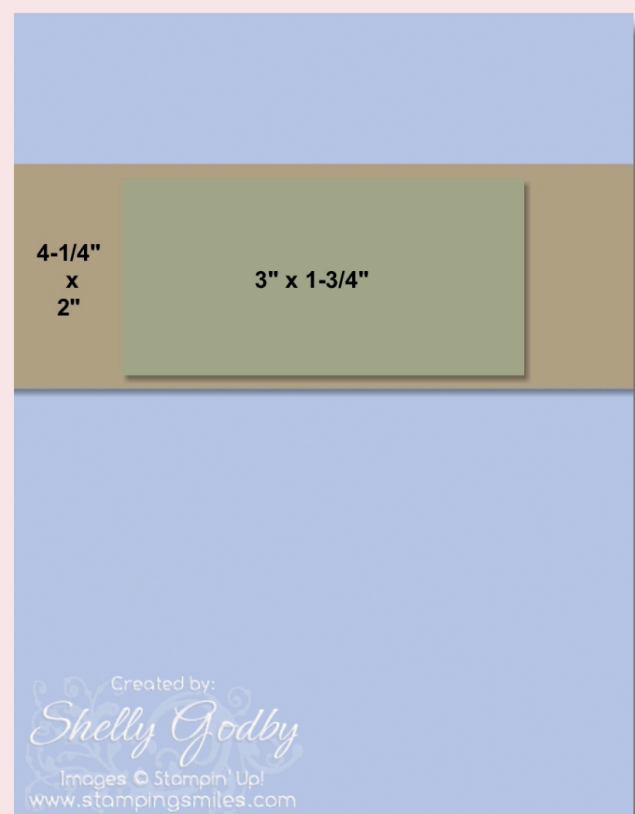
Shelly Godby 702-513-9997  
www.stampingsmiles.com

- Card Base: 8-1/2" x 5-1/2" Calypso Coral Cardstock
- Blush Layer: 3" x 4-1/4" Petal Pink Cardstock
- Floral Layer: 3" x 4-1/4" Lovely & Beautiful Specialty Designer Series Paper (DSP)
- Label Layer: 2-1/2" x 1-1/2" Old Olive Cardstock
- Orange Patterned Paper Layer: 4" x 5-1/4" Lovely & Beautiful Specialty DSP
- Inside Layer: 4" x 5-1/4" Basic White Cardstock





- Card Base: 4-1/4" x 11" Basic White Thick Cardstock
- Floral Paper Layer: 4-1/4" x 5-1/2" Lovely & Beautiful Specialty DSP
- Banner Layer: 4" x 5" Lovely & Beautiful Specialty DSP
- Banner Support Layer: 3-3/4" x 4-3/4" Fresh Freesia Cardstock
- Label Layer: 3-1/2" x 1" Basic White Cardstock
- Flower & Leaves Layer: 1-3/4" x 3-3/4" Basic White Cardstock
- Inside Layer: 4" x 5-1/4" Basic White Cardstock



- Card Base: 4-1/4" x 11" Basic White Thick Cardstock
- Floral Paper Layer: 4-1/4" x 5-1/2" Lovely & Beautiful Specialty DSP
- Vellum Layer: 4-1/4" x 2" Vellum Specialty Paper
- Hello Layer: 4" x 2" Fresh Freesia Cardstock
- Handcut Flowers Layer: hand trimmed from Lovely & Beautiful DSP
- Inside Layer: 4" x 5-1/4" Basic White Cardstock